

Limited 90-Day Warranty

eKids warrants this product to be free from defects in workmanship and materials, under normal use and conditions, for a period of 90 days from the date of original purchase.

Should this product fail to function in a satisfactory manner, it is best to first return it to the store where it was originally purchased. Should this fail to resolve the matter and service still be required by reason of any defect or malfunction during the warranty period, eKids will repair or, at its discretion, replace this product without charge (except for a \$7.00 charge for handling, packing, return UPS/postage, and insurance). This decision is subject to verification of the defect or malfunction upon delivery of this product to the Factory Service Center listed below. The product must include proof of purchase, including date of purchase. The fee for service without proof of purchase is

\$15.00. Before returning this product for service, please first replace the batteries (if applicable) with fresh ones, as exhausted or defective batteries are the most common cause of problems encountered.

If service is still required:

1. Remove the batteries (if applicable) and pack the unit in a well padded, heavy corrugated box.
2. Enclose a photocopy of your sales receipt, credit card statement, or other proof of the date of purchase, if within the warranty period.
3. Enclose a check or money order payable to the order of eKids, for the sum of \$7.00 (\$15.00 without proof of purchase).
4. Send the unit prepaid and insured, to the Factory Service Center listed below.

Consumer Repair Department
SDI Technologies Inc.
1330 Goodyear Drive
El Paso, TX 79936-6420

Disclaimer of Warranty

NOTE: This warranty is valid only if the product is used for the purpose for which it was designed. It does not cover (i) products which have been damaged by negligence or willful actions, misuse or accident, or which have been modified or repaired by unauthorized persons; (ii) cracked or broken cabinets, or units damaged by excessive heat; (iii) damage to digital media players, CD's or tape cassettes (if applicable); (iv) the cost of shipping this product to the Factory Service Center and its return to the owner.

This warranty is valid only in the United States of America and does not extend to owners of the product other than to the original purchaser. In no event will eKids or any of its affiliates, contractors, resellers, their officers, directors, shareholders, members or agents be liable to you or any third party for any consequential or incidental damages, any lost profits, actual, exemplary or punitive damages. (Some states do not allow limitations on implied warranties or exclusion of consequential damages, so these restrictions may not apply to you.) This warranty gives you specific legal rights, and you may also have other rights which vary from state to state. Your acknowledgement and agreement to fully and completely abide by the above mentioned disclaimer of warranty is contractually binding to you upon your transfer of currency (money order, cashier's check, or credit card) for purchase of your eKids product.

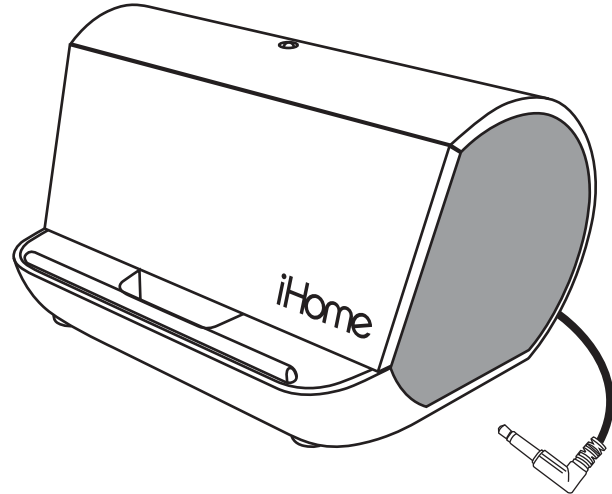
Questions? Visit www.ekids.com

For any other questions: 1-800-288-2792 Toll Free
©2011 SDI Technologies, Inc. All Rights Reserved.
Home is a registered trademark of SDI Technologies Inc.,
used under license.

© The Muppets Studio, L.L.C. All Rights Reserved.
© Disney All Rights Reserved
Visit the Disney website at DisneyXD.com



DF-M9, DK-M9, DM-M9, DM-N9 stereo speaker system for all MP3 players and iPad

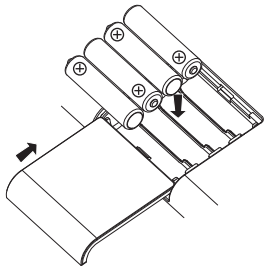


QUESTIONS? Visit www.ekids.com

IMPORTANT Read before proceeding

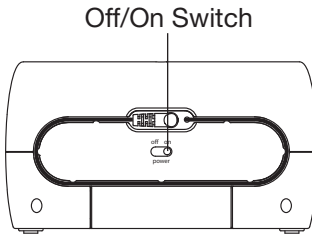
If you have any questions regarding the operation or use of this product, please visit www.ekids.com to view answers to frequently asked questions.

To learn more about this and other iHome products, please visit us online at www.ihomeaudio.com

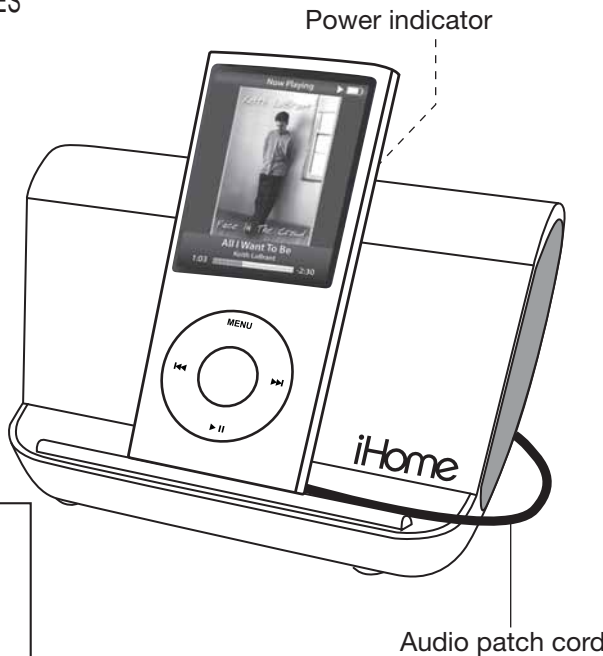


Battery Installation

NOTE: THIS UNIT DOES NOT CHARGE IPOD



Back Panel



Power indicator

Audio patch cord

NOTE: ADJUST iPod VOLUME TO AVOID DISTORTION

Using the product

Thank you for purchasing this product. Designed to work with your iPod/MP3 player or any audio device, this system provides high quality audio that invites your music to come out and play. Please read the instructions carefully before operating the unit and keep for future reference.

Installing/Replacing Batteries

1. Push to open the battery compartment door located on the bottom of the unit.
2. Insert 4 "AA" (LR6) batteries (not included), checking that the + and - ends of the batteries match the drawing inside the battery compartment. We recommend the use of alkaline batteries for longer life.
3. Close the compartment cover.

For Best Performance

- Do not mix old and new batteries.
- Do not mix alkaline, standard (carbon-zinc) or rechargeable batteries.
- Make sure you dispose of batteries properly (see your local regulations).

Listening to an iPod/iPad/MP3 player or other audio device

1. Plug the attached audio patchcord located on the back of the unit into the headphone or Line-out Jack on your iPod or other audio device.
2. Turn on your iPod/iPad/MP3 player or other audio device and activate its play mode.
3. Switch the On/Off switch located on the back of the unit to ON. Set desired volume on the audio device.
4. Remember to turn unit and audio device OFF when not in use to save batteries.

NOTE: Connected iPhones can create audio interference noise when a call is received. Turn on Airplane mode to disable phone while playing music.

Maintenance

- Place the unit away from sources of direct sunlight or excessive heat.
- Protect your furniture when placing your unit on a natural wood and lacquered finish.
- Clean your unit with a soft cloth moistened only with mild soap and water. Stronger cleaning agents, such as Benzene, thinner or similar materials can mar the surface.