

Installing Batteries

ATTENTION: Batteries should only be installed by an adult

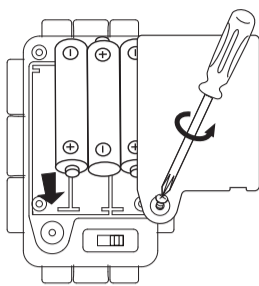
Your Pinkie Pie® Animated Storyteller comes with 3 “AAA” (LR03) batteries already installed. These batteries are meant for in-store demonstration use only, and must be replaced with new alkaline ones.

To replace the batteries:

1. The battery compartment is located in Pinkie Pie's® belly, protected by a flap. Pull back/separate the flap to expose the battery compartment. Use a Phillips head screwdriver to open the door to the battery compartment.
2. Install three “AAA” (LR03) alkaline batteries into the battery compartment, making sure that the + and - polarities match the diagram inside.
3. Close the battery compartment door, tighten the battery door screw and close the flap.

For the Best Possible Performance

- Only use the recommended/supplied batteries or equivalent.
- Use alkaline batteries for longer life.
- Do not mix old and new batteries, and do not mix alkaline, carbon-zinc or rechargeable nickel-cadmium batteries.
- Insert batteries with proper polarity (+/-) as indicated.
- Remove exhausted batteries from product.
- Recharge rechargeable batteries under adult supervision.
- Do not attempt to recharge non-rechargeable batteries.
- Do not open batteries or heat them beyond normal ambient temperatures.
- To prevent battery leakage or damage remove batteries from a product if it will not be used for a month or longer.
- Use extreme caution handling leaking batteries (avoid direct contact with eyes and skin). If battery leakage comes in contact with eyes, IMMEDIATELY flush the eye with lukewarm and gently flowing water for at least 30 minutes. If skin contact occurs, wash skin with clear water for at least 15 minutes. Seek medical attention if any symptoms occur.
- Store in cool, dry, ventilated area away from hazardous or combustible material.
- Do not dispose of batteries in the household trash or fire.
- Follow applicable laws and local regulations for the disposal and transportation of batteries.



CAUTION:

- 1) Keep batteries out of reach of small children. If swallowed, IMMEDIATELY see a physician, emergency care or call the 24-hour Battery Ingestion Hotline at 202-625-3333. In other countries, call the local poison control center.
- 2) Make sure the batteries are inserted correctly and always follow the toy and battery manufacturer's instructions.
- 3) Do not mix old and new batteries, alkaline, standard (carbon-zinc) or rechargeable (nickel-cadmium) batteries.
- 4) An adult should use scissors to cut and remove all the plastic tags before giving the toy to a child.

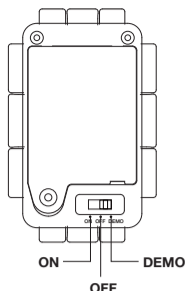


Getting Started

Thank you for purchasing Pinkie Pie® Animated Storyteller. Pinkie Pie should provide hours of stimulating, trouble-free fun. Let's learn how your toy works.

Pull back the flap on Pinkie Pie's® belly to expose the battery compartment and mode switch. By default, the mode switch is set to “DEMO” for in-store demonstration. Set the switch to ON for normal play. If the toy won't be played with for a while, remember to turn the switch to OFF to save battery life.

NOTE: Pinkie Pie® will “sleep” (power down automatically) if left idle for a few minutes. Wake her up again by pressing any of the buttons on her left front leg.



FCC Information

Warning: Changes or modifications to this unit not expressly approved by the party responsible for compliance could void the user's authority to operate the equipment.

NOTE: This equipment has been tested and found to comply with the limits for a Class B digital device, pursuant to Part 15 of the FCC Rules. These limits are designed to provide reasonable protection against harmful interference in a residential installation. This equipment generates, uses and can radiate radio frequency energy and, if not installed and used in accordance with the instructions, may cause harmful interference to radio communications. However, there is no guarantee that interference will not occur in a particular installation. If this equipment does cause harmful interference to radio or television reception, which can be determined by turning the equipment off and on, the user is encouraged to try to correct the interference by one or more of the following measures:

- Reorient or relocate the receiving antenna.
- Increase the separation between the equipment and receiver.
- Connect the equipment into an outlet on a circuit different from that to which the receiver is connected.
- Consult the dealer or an experienced radio/TV technician for help

This device complies with Part 15 of the FCC Rules. Operation is subject to the following two conditions: (1) This device may not cause harmful interference, and (2) this device must accept any interference received, including interference that may cause undesired operation.

This Class B digital apparatus complies with Canadian ICES-003. Cet appareil numérique de la classe B est conforme à la norme NMB-003 du Canada.

Accessories

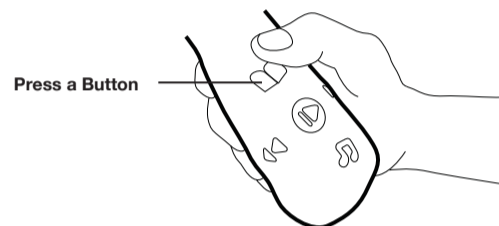


There are 4 storybooks included with your Pinkie Pie® Animated Storyteller. In Story Mode, Pinkie Pie® will refer to a storybook by its title and book number before reading it.

Listening to Pinkie Pie's® Stories and Music

Press the buttons on Pinkie Pie's® left front leg to hear stories and to play music.

- Press this button for Story Mode. Press multiple times to switch between the 4 stories.
- Press this button to pause a story or song. Press again to resume playing
- Press this button to skip to the next page (in Story Mode) or to skip to the next song (in Music Mode).
- Press this button ONCE to repeat the current page (in Story Mode) or to repeat the current song (in Music Mode). Press this button TWICE to skip to the previous page (in Story Mode) or to skip to the previous song (in Music Mode).
- Press this button for Music Mode. Press multiple times to switch between the songs.



Maintenance

It is important to keep the Pinkie Pie® Animated Storyteller as dry and clean as possible. To clean your toy, gently brush it with a slightly dampened cloth.

- DO NOT HOLD TOY'S MOUTH CLOSED
- DO NOT PUT IN THE WASHING MACHINE
- DO NOT SUBMERGE IN WATER
- DO NOT GET WET EXCEPT A DAMP CLOTH ON THE FUR
- TO PREVENT STAINING THE FUR, WIPE DIRT OFF IMMEDIATELY
- IF THE TOY GETS WET, REMOVE THE BATTERIES AND DRY THE FUR
- ONCE COMPLETELY DRY, REPLACE THE BATTERIES
- DO NOT USE DETERGENT OR STAIN REMOVERS ON THE FUR

Keep the Pinkie Pie® Animated Storyteller away from direct sunlight or sources of excessive heat.

Do not allow dirt, sand, small particles, water or other liquids to enter the toy's casing.

If the toy is to be left unused for an extended time period, such as a month or longer, have an adult remove the battery to extend its life and to prevent leaking or corrosion.

Questions or Comments

For questions or comments regarding this or other KIDdesigns products, please call our toll-free number: 1-888-TOP-TOYS.

Please also visit our web site: www.kiddesigns.com.

Troubleshooting

If improper operation occurs, switch the mode switch to Off and wait for few seconds then switch it back to On.

If the toy still does not play, check the batteries. They are most likely weak and need to be replaced with new ones.

If the unit still does not work after changing the batteries, make sure you have installed them properly: the + and - polarities must match up with the diagram printed inside the battery compartment.

If there is a distorted or fuzzy sound, the batteries may be weak, replace with new ones.

If problems persist, **do not attempt to repair the toy yourself**. See the warranty for factory service information.

One-Year Limited Warranty Information

KIDdesigns warrants this product to be free from defects in workmanship and materials, under normal use and conditions, for a period of one (1) year from the date of original purchase.

Should this product fail to function in a satisfactory manner, it is best to first return it to the store where it was originally purchased. Should this fail to resolve the matter and service still be required by reason of any defect or malfunction during the warranty period, KIDdesigns will repair or, at its discretion, replace this product without charge. This decision is subject to verification of the defect or malfunction upon delivery of this product to the Factory Service Center authorized by Customer Service.

If service is required, please call Customer Service at 1-888-TOP-TOYS (1-888-867-8697) to obtain a Return Authorization Number and shipping instructions.

Disclaimer of Warranty

NOTE: This warranty is valid only if the product is used for the purpose for which it was designed. It does not cover (i) products which have been damaged by negligence or willful actions, misuse or accident, or which have been modified or repaired by unauthorized persons; (ii) cracked or broken cabinets, or units damaged by excessive heat; (iii) damage to digital media players, CD's or tape cassettes (if applicable); (iv) the cost of shipping this product to the Factory Service Center and its return to the owner.

This warranty is valid only in the United States of America and does not extend to owners of the product other than to the original purchaser. In no event will KIDdesigns or any of its affiliates, contractors, resellers, their officers, directors, shareholders, members or agents be liable to you or any third party for any consequential or incidental damages, any lost profits, actual, exemplary or punitive damages. (Some states do not allow limitations on implied warranties or exclusion of consequential damages, so these restrictions may not apply to you.) This warranty gives you specific legal rights, and you may also have other rights which vary from state to state. Your acknowledgement and agreement to fully and completely abide by the above mentioned disclaimer of warranty is contractually binding to you upon your transfer of currency (money order, cashier's check, or credit card) for purchase of your KIDdesigns product.

MY LITTLE PONY and all related characters are trademarks of Hasbro and are used with permission. © 2014 Hasbro. All Rights Reserved.

© 2014 KIDdesigns, Inc. All Rights Reserved
Questions? Visit www.kiddesigns.com
or call 1-888-TOP-TOYS
Manufactured and Distributed by KIDdesigns, Inc.
Rahway, NJ 07065-5024

Licensed by:



MODEL ML-365

Pinkie Pie®
Animated Storyteller

3+

Important Message to Consumers

Thank you for purchasing one of the My Little Pony brand's many top-quality electronic products. Please take a moment to read through these instructions to help you understand the safe and proper way to use this toy to extend its usability.

Keep these instructions for future reference as they contain important information